



JOHN XXIII
COLLEGE
SEEK JUSTICE

School Performance Information 2019

John XXIII College
Mount Claremont, Perth
Western Australia

ABOUT



John XXIII College is a Catholic, co-educational, single campus College with an enrolment of 1525 students from Pre Kindergarten to Year 12. The College is blessed by the stories of our three founders - Pope Saint John XXIII, St. Ignatius of Loyola and Mary Ward. All of our Founders were open to innovation, growth and change within the Catholic Church. The College is strongly supported by the Sisters of the Institute of Blessed Virgin Mary (Loreto) and the Society of Jesus (The Jesuits).



John XXIII College is a non-academically selective College that offers a comprehensive academic program. There is a strong commitment to personal excellence for all students. A very special feature of the College is the inclusive enrolment of children with physical and intellectual disabilities.

A broad range of extra-curricular activities is offered to students and the College has an excellent reputation and specialist teachers in Drama and Music.

Opportunities to participate in team sports are available in well-organised inter-school competitions and carnivals. Christian Service is an integral part of our program as well as a systematic Religious Education program from K-12. Pastoral care is embedded in all aspects of the College program.

At John XXIII College our Vision and Mission statement proclaims:

“ In the spirit of John XXIII, Mary Ward and Ignatius of Loyola, we seek to be people of competence, conscience and compassion who are committed to God and the service of others.”



The College Aims to...

- Be a God-centred Community
- Encourage the pursuit of excellence
- Challenge the College Community to seek justice and give service
- Provide a high quality education
- Stimulate enjoyment in learning
- Achieve a high standard for entry to tertiary education
- Provide a well-rounded education
- Provide opportunities in sport, visual arts and performing arts
- Be a happy and caring community
- Provide support and stimulation to challenge the individual to a life-long pursuit of truth, goodness, beauty and justice
- Manage resources efficiently

Key Student Outcomes

Summary of results compared to previous years

Cohort	2016	2017	2018	2019
% of Students with ATAR	88.5	87.6	80.67	83.05
Median ATAR	88.6	89.85	87.45	86.55
Highest ATAR achieved	99.85	99.8	98.95	99.65

Student Attendance

John XXIII College carefully monitors the attendance and late arrival of all students. This information is electronically stored and various reports can be printed and provided to parents on request when pastoral issues arise.

These results reflect a very high level of engagement by our students in their learning and in the life of the College.

Year Level	Student Count	School Attendance %
PP	55	95
Year 1	55	96
Year 2	56	95
Year 3	56	95
Year 4	59	96
Year 5	60	96
Year 6	59	96
Year 7	185	95
Year 8	183	95
Year 9	178	94
Year 10	187	92
Year 11	171	95
Year 12	178	93
School Average 94		

Participation in Vocational Education and Training (VET)
 Number of Year 12 Students = 177
 Number of Certificates achieved (Certificate II or higher) = 73

Proportion of students at or above benchmark in NAPLAN

Year	Reading	Writing	Spelling	Numeracy	Grammar and Punctuation
3	100%	100%	100%	100%	100%
5	100%	100%	100%	100%	100%
7	98%	97%	98	98	98%
9	99%	98%	99%	100%	99%

% Change from the previous year

Year	Reading	Persuasive Writing	Spelling	Numeracy	Grammar and Punctuation
3	+2	0	0	0	+2
5	0	0	0	0	0
7	-1	-2	-1	-2	-2
9	+1	0	0	+1	0

Post School Destinations

University Offers for 2020

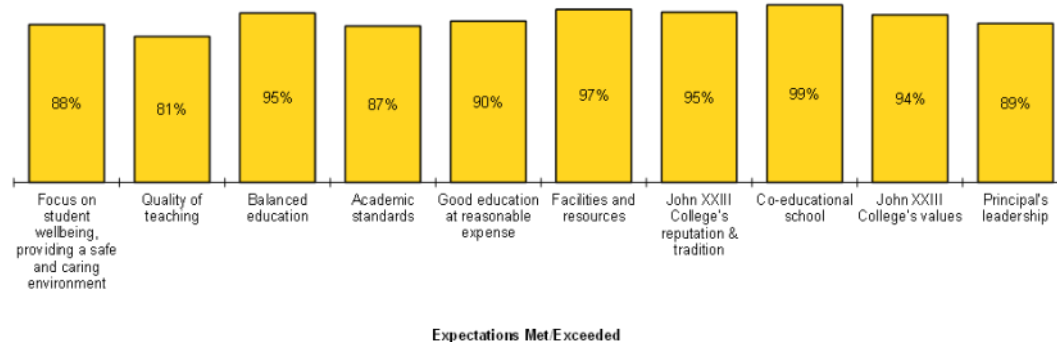
	% Median ATAR of Applicants	% Offered CURTIN	% Offered ECU	% Offered MURDOCH	% Offered UWA
State	82.3	42.1	14.7	17.4	25.7
JTC	87.05	26.8	6.3	8.5	58.5



Destination	Studying at University	Studying (TAFE)	Traineeship Apprenticeship	Employment	Deferred Study	Other
%	75	3	4	4	3	-

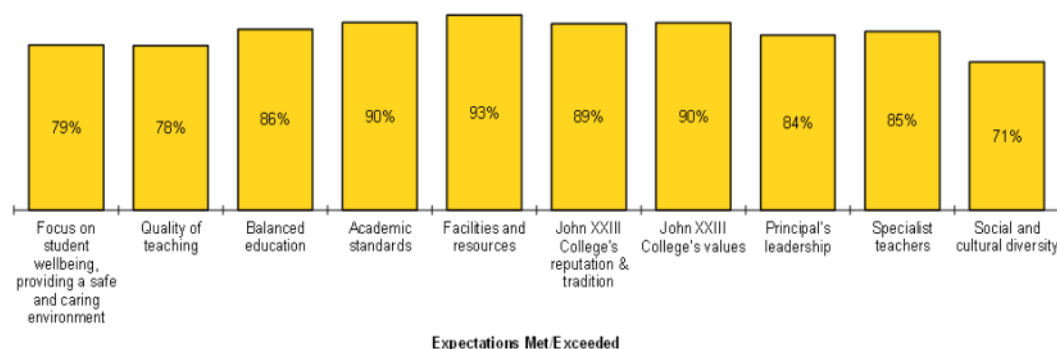
575 parents, 938 students and 158 staff participated in surveys and provided views on such areas as academic performance, religion and values, pastoral care, co-curricular, sport, communications, reputation and facilities.

2017 John XXIII College Parents - Expectations Met/Exceeded - Top 10 (n=575)



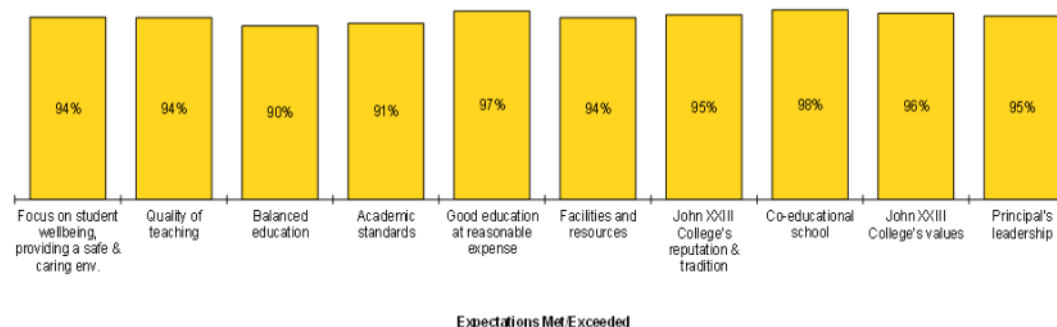
- 88% of parents' expectations were met or exceeded in relation to the focus on student wellbeing
- 81% of parents' expectations were met or exceeded in relation to quality of teaching
- 95% of parents' expectations were met or exceeded in relation to providing a balanced education
- 87% of parents' expectations were met or exceeded in relation to academic standards
- 90% of parents' expectations were met or exceeded in relation to the College providing a good education at reasonable expense

2017 John XXIII College Yrs 7-12 Students - Expectations Met/Exceeded - Top 10 (n=879)



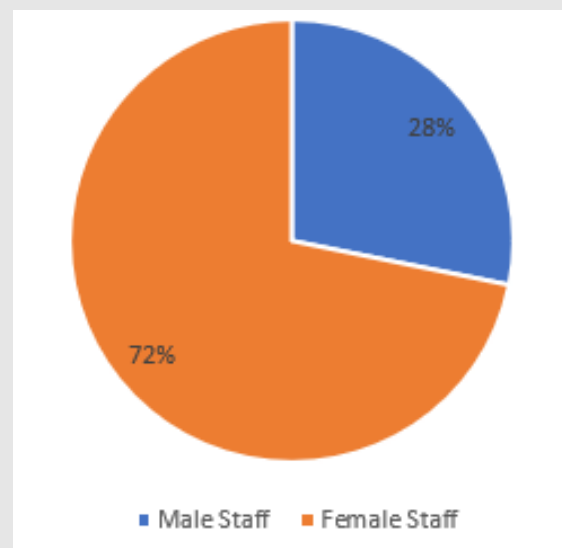
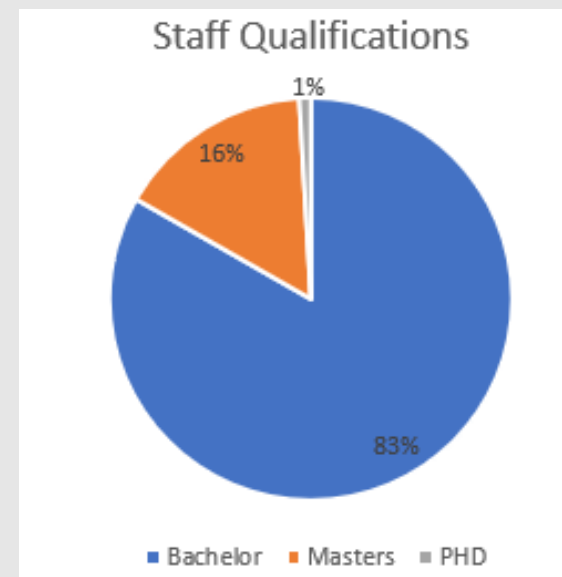
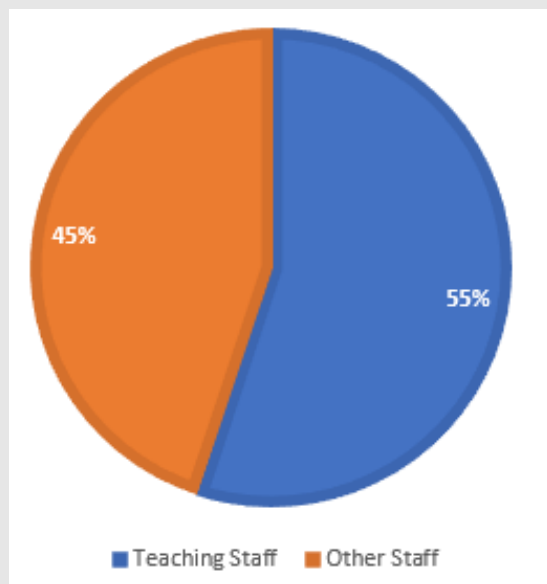
- 79% of students' expectations were met or exceeded in relation to the focus on student wellbeing
- 78% of students' expectations were met or exceeded in relation to quality of teaching
- 86% of students' expectations were met or exceeded in relation to providing a balanced education
- 90% of students' expectations were met or exceeded in relation to academic standards
- 93% of students' expectations were met or exceeded in relation to facilities and resources

2017 John XXIII College Staff - Expectations Met/Exceeded - Top 10 (n=158)



- 94% of staff expectations were met or exceeded in relation to the focus on student wellbeing
- 94% of staff expectations were met or exceeded in relation to quality of teaching
- 90% of staff expectations were met or exceeded in relation to providing a balanced education
- 91% of staff expectations were met or exceeded in relation to academic standards
- 97% of staff expectations were met or exceeded in relation to facilities and resources

Workforce Composition



Total Workforce: 227*

*Excludes casual or relief staff, and external coaching staff. John XXIII College employs 1 Indigenous Staff member in a full time permanent capacity.

All staff at John XXIII College are required to maintain current Working With Children Registration. All teaching staff in the College are registered as members of the Teacher's Registration Board of Western Australia (TRBWA) and are qualified to teach in Western Australian schools.

2019 Annual School Improvement Plan

Strategic Area	Initiative
Community	<p>Develop and refine purposeful contact with Alumni.</p> <p>Specific College and Foundation events occur to engage Alumni and other stakeholders .</p>
Spiritual	<p>Review the use of the Chapel and make recommendations for its use and appearance. Indicator: Recommendations have been accepted and endorsed by the College Leadership Team and College Council and Plans enacted.</p> <p>Provide contemporary Faith Education to students Pre-Kindergarten to year 12 Refined Evangelisation Plan completed. Faith and Mission Technological Resources developed</p>
Educational	<p>Create a school timetable reflective of our Vision for Learning.</p> <p>Indicator: School Timetable for 2020 to incorporate explicit statements pertaining to the Vision for Learning.</p>
Professional	<p>Refine strategies to attract, induct, develop and retain staff.</p> <p>Indicator: A plan is published to reflect 'coaching and mentoring strategies for staff.</p>
Resources	<p>Develop a Business Plan to reflect the initiatives articulated in the 2018 Masterplan.</p> <p>Indicator: Plans are approved and a clearly articulated timeline established for masterplan actions. There should be physical evidence of refurbishment/building.</p>

School Income

School income as broken down by the funding source will be calculated by the Federal Government, and placed on the ACARA website link, Myschool: <http://www.myschool.edu.au>

Or

<http://www.myschool.edu.au/SchoolProfile/Index/80054/JohnXXIIICollege/48967/2015>



JOHN XXIII
COLLEGE
SEEK JUSTICE

John XXIII College
Mooro Drive
Mount Claremont, Western Australia

Tours of the College can be arranged by contacting the College on 9383 0400.